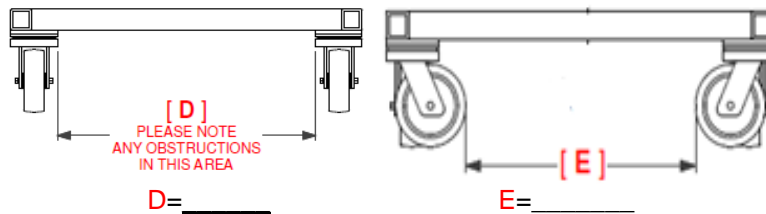




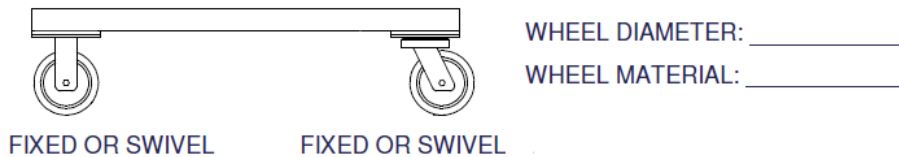
## CartMover™ Needs Analysis Worksheet

Thank you for your interest Appleton CartMovers. Our battery powered CartMover will move carts and other loads riding on wheels/casters within your facility. CartMovers are self-contained, easy to use, and allow loads to be safely moved by a single operator. Please spend a few minutes to complete the following worksheet.


1. How are you currently moving your carts? \_\_\_\_\_
2. If by hand, how many people are needed? \_\_\_\_\_
3. Do you need to push, pull or push and pull your carts? \_\_\_\_\_
4. How far and how many carts are moved per 8 hour shift? \_\_\_\_\_
5. Please describe move sequence. i.e. do you move a cart for 10 minutes then idle for 10 minutes or do you move a cart for 5 minutes then idle for 2 minutes? .  
\_\_\_\_\_
6. What is the surface and condition of your floor? i.e. concrete or carpet, cracks or inclines, etc. -  
\_\_\_\_\_
7. What is the potential number of units you may need at your location? \_\_\_\_\_
8. How many different types of carts do you move? \_\_\_\_\_
9. What is the maximum loaded weight of the carts? \_\_\_\_\_
10. Distance between Wheels:



11. Caster Configuration: quantity, size, all swivel or a combination swivel and fixed.



12. Floor Clearance:



A= \_\_\_\_\_

- 13. Is the cart open ended or enclosed on four sides? \_\_\_\_\_
- 14. If open ended, does the product overhang at some distance? \_\_\_\_\_
- 15. Is there a hitch or tab on the outside of the cart frame? \_\_\_\_\_
- 16. Is the cart made from steel or some other material? \_\_\_\_\_
- 17. What are the dimensions of the frame members? \_\_\_\_\_
- 18. Please attach any pertinent drawings or pictures of the application.
- 19. Company Name: \_\_\_\_\_ Contact Name: \_\_\_\_\_
- Contact Email: \_\_\_\_\_ Street: \_\_\_\_\_
- City: \_\_\_\_\_ State: \_\_\_\_\_ Zip: \_\_\_\_\_ Telephone: \_\_\_\_\_